

# *Rpm roofing*

## Ordering & Shipping Guide

2009



For RPM Roofing Products Line

Simulated Slate  
Simulated Cedar Shake  
Simulated Mission Tile

**RPM Roofing**  
**9981 West 190<sup>th</sup> Street – Suite C**  
**Mokena, IL 60448**  
**888-478-0776**

# Rpm roofing Shipping Details

RPM Roofing ~ 1251 N. Fruitridge Ave. ~ Terre Haute, IN. 47807 ~ 888-478-0776 ~ [www.rpmroofing.net](http://www.rpmroofing.net)

## Ordering Quantities

For Distribution Centers, please order in full pallets.

For Job Orders, please order in full bundles when applicable.

## Freight

All purchase orders are FOB Terre Haute, IN, 47807.

Unless noted, RPM will arrange shipping.

### Standard Motor Carrier

- For all profiles, the maximum number of pallets per truck is 24 pallets.
- The maximum weight for a truckload is approximately 48,000 lb.
- Preferred Carriers:
  - o Blackhawk
  - o CH Robinson
  - o RPM Local

### Intermodal – West Coast

- For West Coast deliveries, orders will be shipped via intermodal.
- The maximum number of pallets per intermodal is 20 pallets (*40' bed*) and 24 pallets (*48' bed*).
- The maximum weight for intermodal is 42,000 lb. (*40' bed*) and 46,000 lb. (*48' bed*).
- Preferred Carriers:
  - o Blackhawk
  - o CH Robinson

### LTL

- \*\* The maximum weight is 15,000 to 19,000 lb.
- Preferred Carriers:
  - o West Coast – FedEx
  - o East Coast – Central Transport
  - o Central – WSKT, Central Transport

# Rpm roofing Packaging & Ordering Details

RPM Roofing ~ 1251 N. Fruitridge Ave. ~ Terre Haute, IN. 47807 ~ 888-478-0776 ~ [www.rpmroofing.net](http://www.rpmroofing.net)

For Distribution Centers, please order in full pallets.  
For Job Orders, please order in full bundles when applicable.

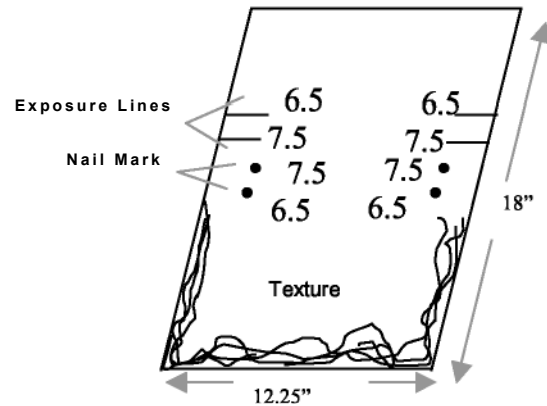
## Slate

Product	Pieces/Bundle	Pieces/Pallet	Pieces/Square	Squares/Pallet	Weight/Pallet
<b>Field Tile</b>					
6 1/2" exposure	10	960	175	5.4	2000
7 1/2" exposure	10	960	152	6.3	2000
<b>Hip &amp; Ridge</b>					
	10	480			1000

### Ordering Calculator

- Field Tile**

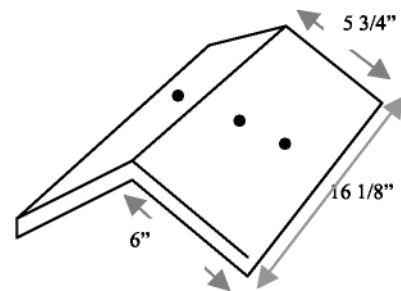
- o 6 1/2" exposure      175 pieces/square
- o 7 1/2" exposure      152 pieces/square



- Hip & Ridge**

Approximately 7.5 or 6.5 (depending on exposure) pieces per 10 feet 1 Bundle (10 pieces) = 6.25 feet

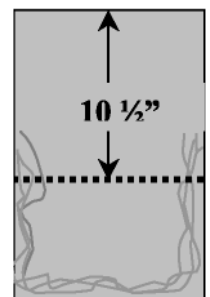
1. Measure the lineal feet of the hip and/or ridge
2. Multiply by 12 inches
3. Divide by 7.5 inches (for 7 1/2" exposure) or by 6.5 inches (for 6 1/2" exposure)
4. This will equal the number of pieces needed



- Starter**

The starter is made from the field tile 1 Bundle of field tile = 10 feet of eave

1. Measure the lineal feet of eave
2. This will equal the number of extra pieces that will need to be included with the field tile.



# Rpm roofing Packaging & Ordering Details

RPM Roofing ~ 1251 N. Fruitridge Ave. ~ Terre Haute, IN. 47807 ~ 888-478-0776 ~ [www.rpmroofing.net](http://www.rpmroofing.net)

## Cedar Shake

Product	Pieces/Bundle	Pieces/Pallet	Pieces/Square	Squares/Pallet	Weight/Pallet
Field Tile	15	900	169	5.33	2000
Starter	10	780			1600
Hip & Ridge	10	240			500
Solid Shingle Accessory	10	480			2200

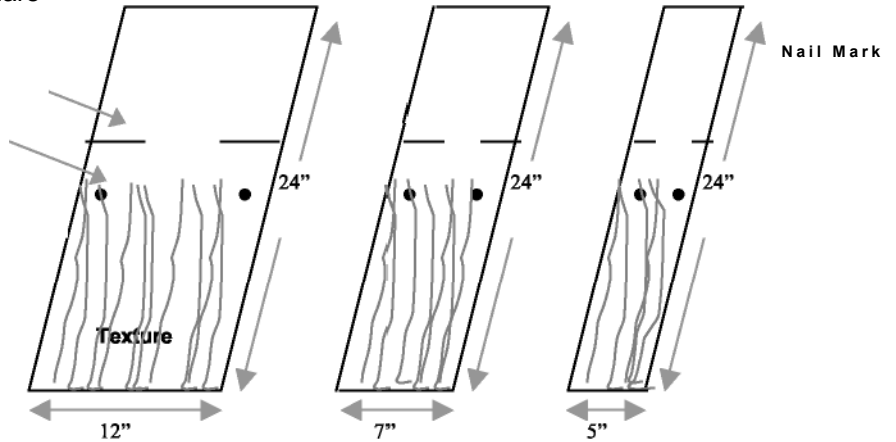
### Ordering Calculator

- **Field Tile**

- o 10" exposure

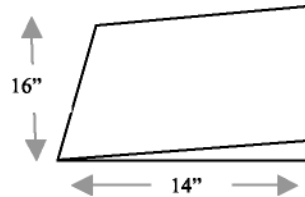
169 pieces/square

Exposure Line



- **Starter** 1 Bundle (10 pieces) = 13.3 feet of eave

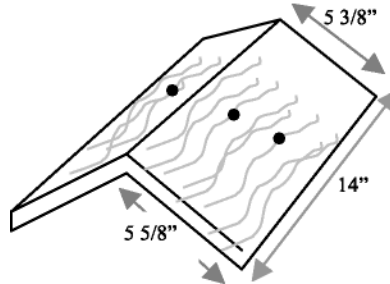
1. Measure the lineal feet of eave
2. Multiple by 12 inches
3. Dive by 16 inches
4. This will give you the number of pieces needed



- **Hip & Ridge**

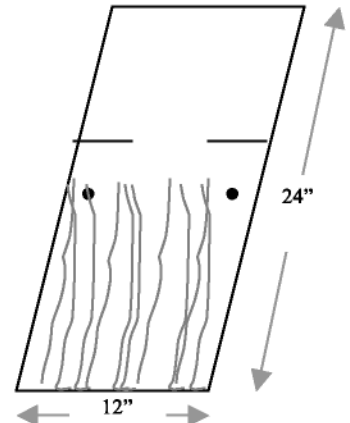
Approximately 12 pieces per 10 feet 1 Bundle (10 pieces) = 8.3 feet

1. Measure the lineal feet of the hip and/or ridge
2. Multiply by 12 inches
3. Divide by 10 inches
4. This will equal the number of pieces needed



- **Solid Shingle Accessory**

1. Measure the lineal feet of the valley, rake edge, or hip edge.
2. Multiply by 12 inches
3. Divide by 10 inches (This will equal the number of pieces needed for each rake edge)
4. Multiple by 2 (This will equal the number of pieces needed for each valley – both sides included in calculation)



# Rpm roofing Packaging & Ordering Details

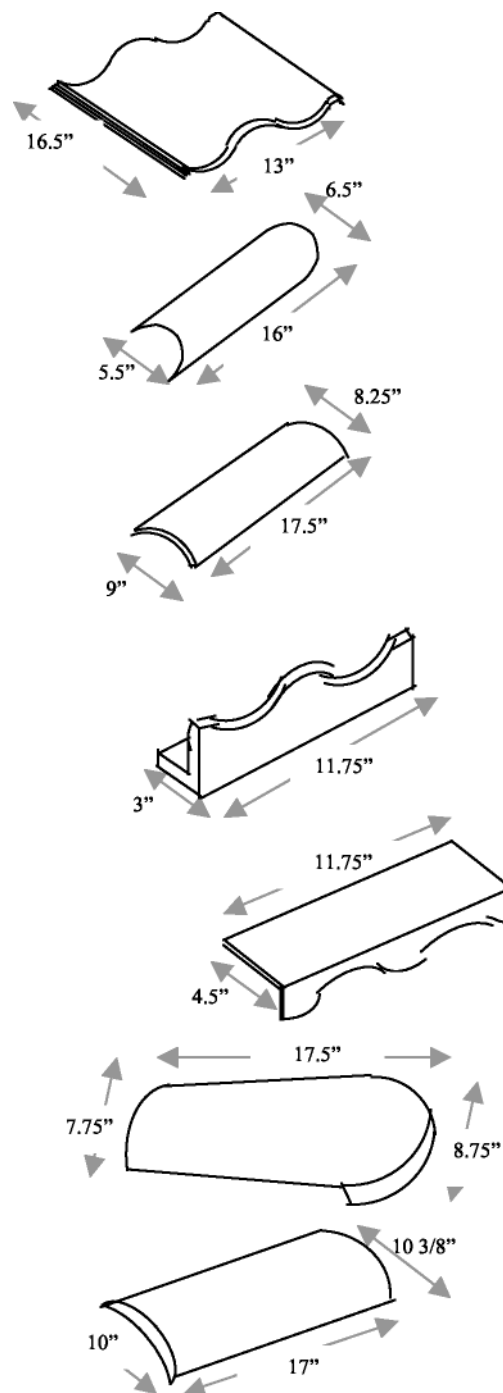
RPM Roofing ~ 1251 N. Fruitridge Ave. ~ Terre Haute, IN. 47807 ~ 888-478-0776 ~ [www.rpmroofing.net](http://www.rpmroofing.net)

## Mission Tile

Product	Pieces/Bundle	Pieces/Pallet	Pieces/Square	Squares/Pallet	Weight/Pallet
Field Tile	N/A	496	90	5.5	1500
Rake Edge	10	420			1000
Hip Ridge	5	140			535
Eave Closure (Starter)	10	2100			1730
Ridge Closure	10	2100			1730
Bull Nose / Hip Starter	5	50			225
Top Ridge	5	105			525

### Ordering Calculator

- **Field Tile** ○ 13.5" exposure 90 pieces/square
- **Rake Edge** 1 Bundle (10 pieces) = 11.25 feet
  1. Measure the lineal feet from the eave edge to the top ridge
  2. Multiply by 12 inches
  3. Divide by 13.5 inches
  4. This will give you the number of pieces needed
- **Hip Ridge** 1 Bundle (5 pieces) = 11.25 feet
  1. Measure the lineal feet of the hip run
  2. Multiply by 12 inches
  3. Divide by 13.5 inches
  4. This will equal the number of pieces needed for each hip
- **Eave Closure (Starter)** 1 Bundle (10 pieces) = 9.8 feet
  1. Measure the lineal feet of eave edge or starter area
  2. Multiply by 12 inches
  3. Divide by 11.75 inches
  4. This will give you the number of pieces needed



- **Ridge Closure** 1 Bundle (10 pieces) = 9.8 feet
  1. Measure the lineal feet of ridge or termination (head wall, dormer, etc.)
  2. Multiply by 12 inches
  3. Divide by 11.75 inches
  4. This will give you the number of pieces needed
  - **Bull Nose / Hip Starter** 1 Bundle = 5 pieces

1. The number of hips equals the number of pieces needed

- **Top Ridge** 1 Bundle (5 pieces) = 11.25 feet
  1. Measure the lineal feet of the ridge or peak
  2. Multiply by 12 inches
  3. Divide by 13.5 inches
  4. This will equal the number of pieces needed

Measure the lineal feet of ridge or termination (head wall, dormer, etc.) Multiply by 12 inches

1. Divide by 11.75 inches
2. This will give you the number of pieces needed
- 3.
- 4.